

# 10-year history of electric rates

Maine law requires investor-owned transmission and distribution utilities to provide customers with a bill insert once a year that displays a 10-year history of transmission, distribution and standard offer service rates.

You may also find these charts on the Maine Public Utilities Commission's website at <https://www.maine.gov/mpuc/regulated-utilities/electricity/rate-history>

You can find your applicable rate class(es) at the top of the second page of your bill under the heading titled "New Charges." For more information about each class, you can view rate schedules at [versantpower.com](http://versantpower.com).

- Distribution/Other (2)
- Transmission
- Standard Offer supply (3)

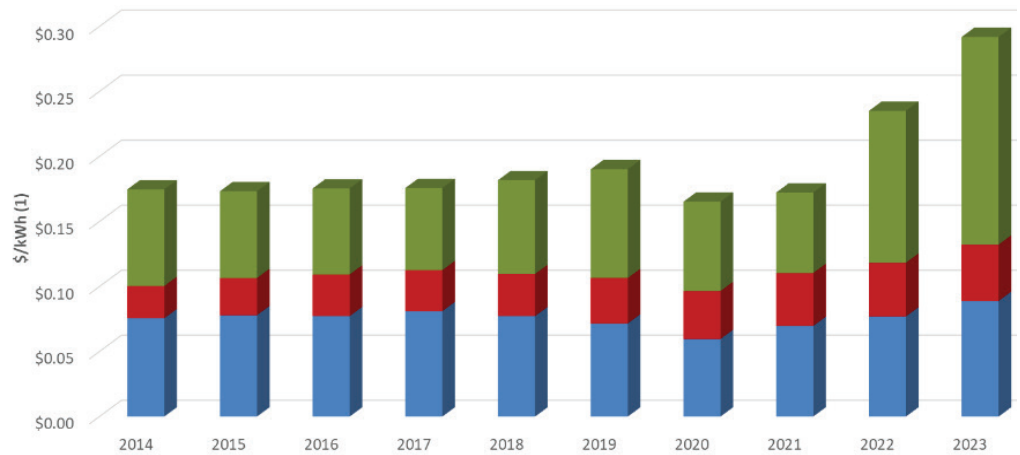
Transmission and distribution rates reflect the cost to bring electricity from where it is made to your home.

(1) \$/kWh are annual revenue per kWh amounts inclusive of all fixed, demand and per-kWh charges.

(2) "Other" includes costs associated with state policy programs, including funding for Efficiency Maine, low-income programs, net energy billing, and other renewable energy programs.

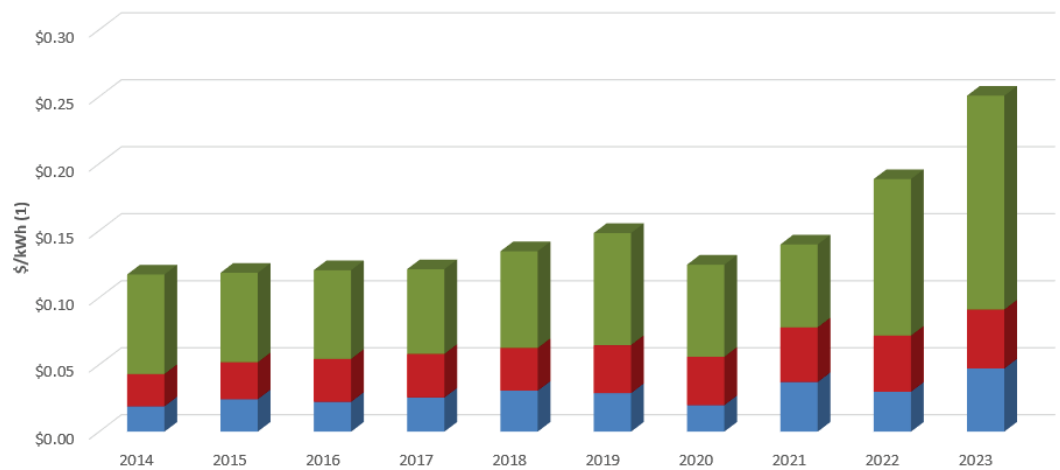
(3) Standard Offer service is the default rate for electricity supply. The Maine Public Utilities Commission administers competitive bidding for Standard Offer service. Versant Power does not generate or sell electricity, but we bill on behalf of those who do.

## Rate Code A: Residential Service



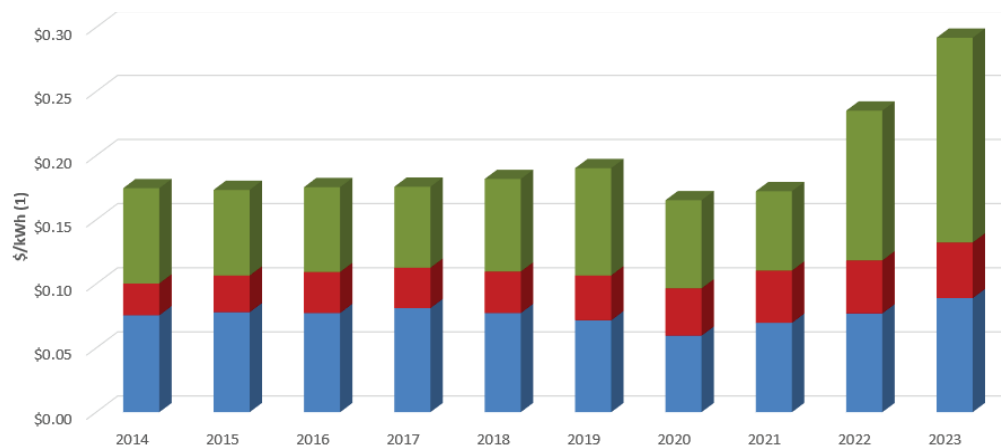
Distribution/Other rates increased 17.68% from \$0.07561 to \$0.08898 between 2014 and 2023.  
Transmission rates increased 74.73% from \$0.02476 to \$0.04326 between 2014 and 2023.  
Standard offer rates increased 114.99% from \$0.07429 to \$0.15972 between 2014 and 2023.

## Rate Code A-1: Home Eco with Bonus Meter EXPANDED



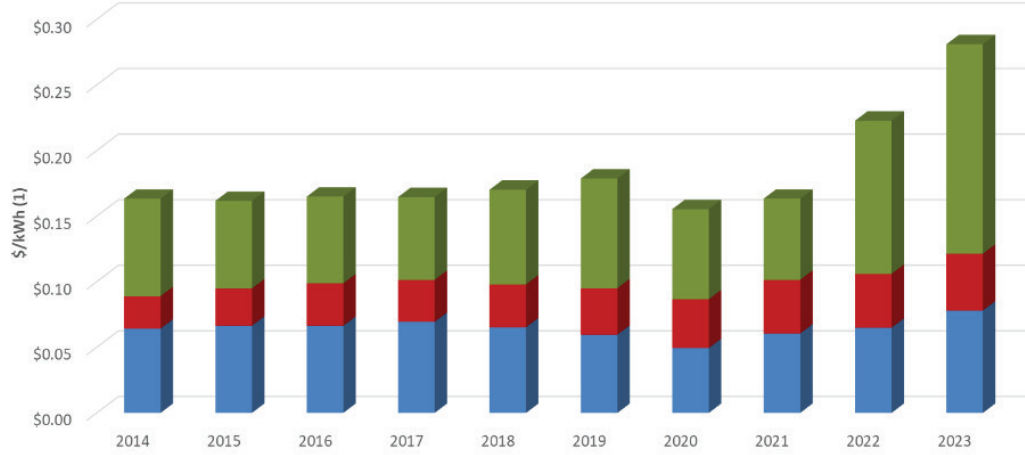
Distribution/Other rates increased 149.25% from \$0.01893 to \$0.04719 between 2014 and 2023.  
Transmission rates increased 82.33% from \$0.02404 to \$0.04383 between 2014 and 2023.  
Standard offer rates increased 114.99% from \$0.07429 to \$0.15972 between 2014 and 2023.

## Rate Code A-2: Residential Water Heat



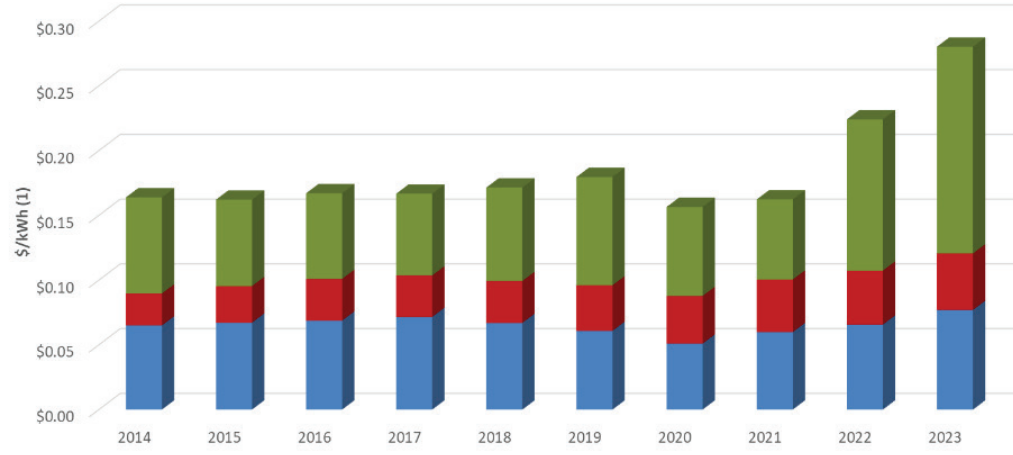
Distribution/Other rates increased 18.63% from \$0.07395 to \$0.08773 between 2014 and 2023.  
Transmission rates increased 77.04% from \$0.02480 to \$0.04390 between 2014 and 2023.  
Standard offer rates increased 114.99% from \$0.07429 to \$0.15972 between 2014 and 2023.

**Rate Code A-4: Home Eco TOU EXPANDED**



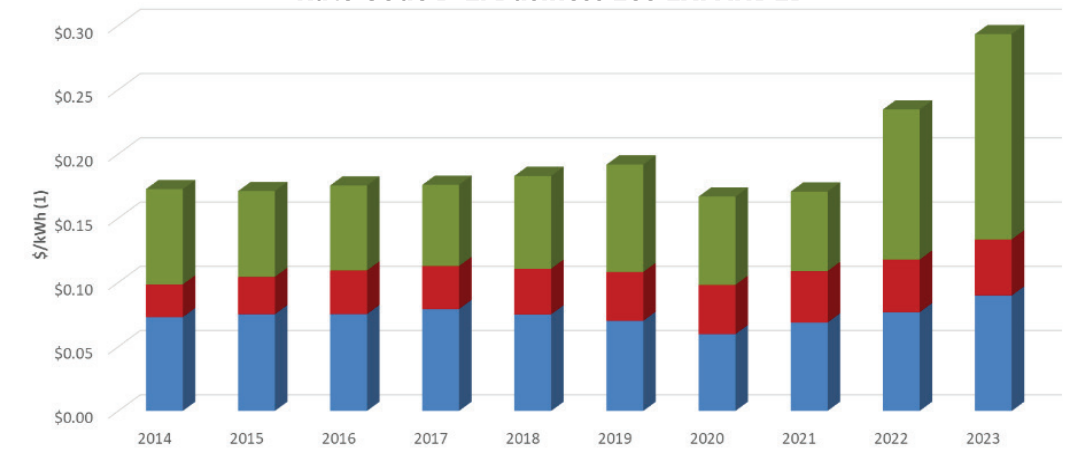
Distribution/Other rates increased 21.46% from \$0.06434 to \$0.07815 between 2014 and 2023.  
Transmission rates increased 74.96% from \$0.02470 to \$0.04321 between 2014 and 2023.  
Standard offer rates increased 114.99% from \$0.07429 to \$0.15972 between 2014 and 2023.

**Rate Code A-20: Home Heating Eco EXPANDED**



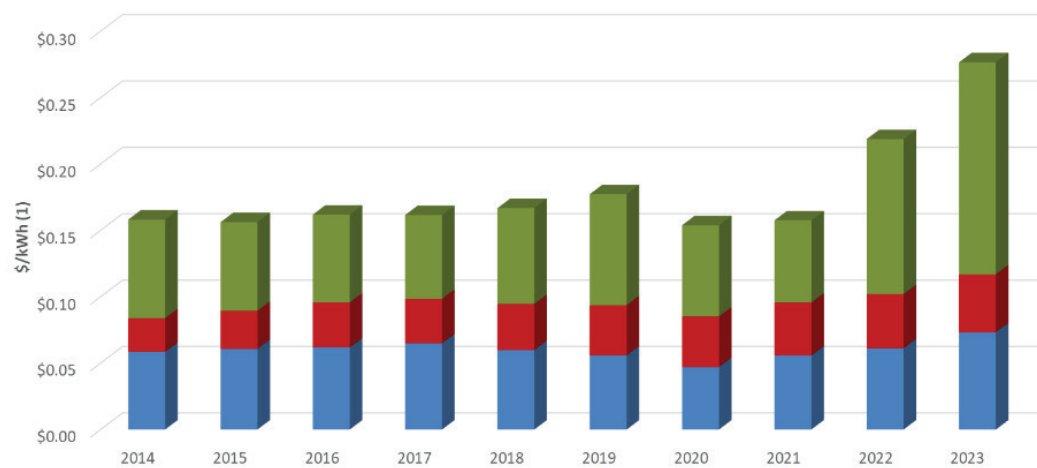
Distribution/Other rates increased 18.35% from \$0.06507 to \$0.07701 between 2014 and 2023.  
Transmission rates increased 77.48% from \$0.02454 to \$0.04355 between 2014 and 2023.  
Standard offer rates increased 114.99% from \$0.07429 to \$0.15972 between 2014 and 2023.

**Rate Code B-1: Business Eco EXPANDED**



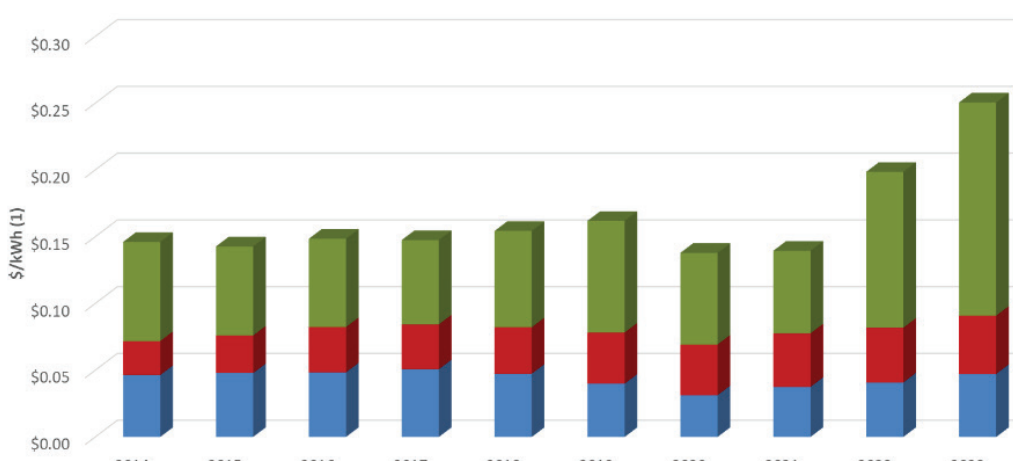
Distribution/Other rates increased 23.11% from \$0.07305 to \$0.08994 between 2014 and 2023.  
Transmission rates increased 72.06% from \$0.02531 to \$0.04355 between 2014 and 2023.  
Standard offer rates increased 114.99% from \$0.07429 to \$0.15972 between 2014 and 2023.

**Rate Code B-2: Business Heating Eco EXPANDED**



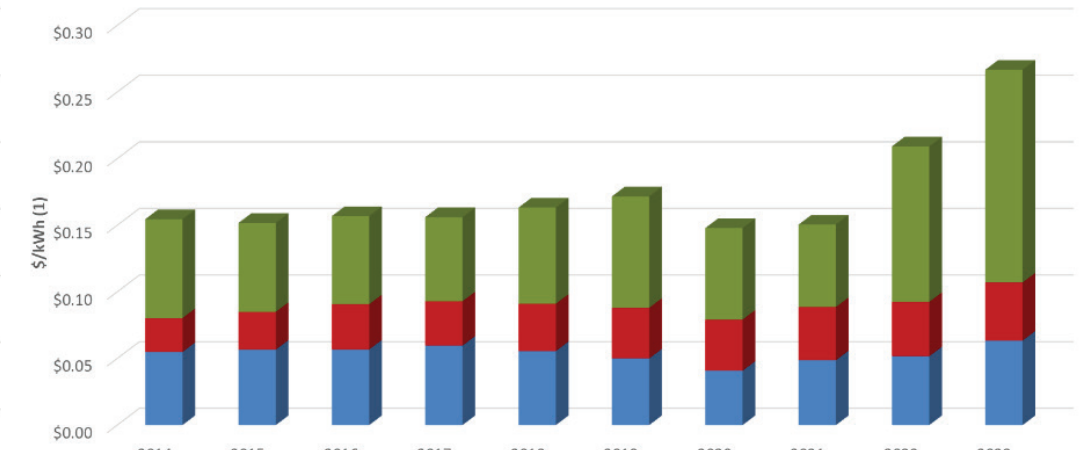
Distribution/Other rates increased 25.26% from \$0.05852 to \$0.07330 between 2014 and 2023.  
Transmission rates increased 72.12% from \$0.02533 to \$0.04359 between 2014 and 2023.  
Standard offer rates increased 114.99% from \$0.07429 to \$0.15972 between 2014 and 2023.

**Rate Code B-3: Business Heating Eco - Separate Meter EXPANDED**



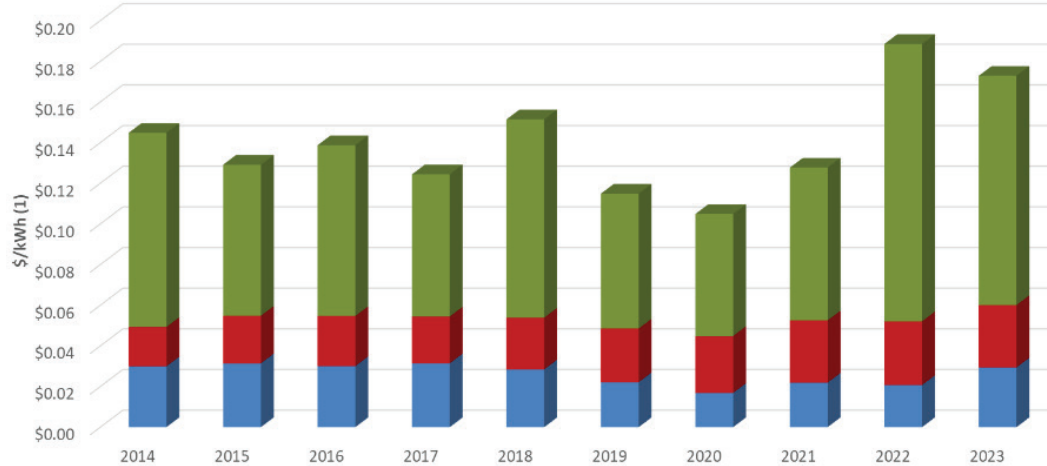
Distribution/Other rates increased 1.88% from \$0.04644 to \$0.04731 between 2014 and 2023.  
Transmission rates increased 71.61% from \$0.02537 to \$0.04353 between 2014 and 2023.  
Standard offer rates increased 114.99% from \$0.07429 to \$0.15972 between 2014 and 2023.

**Rate Code B-4: Commercial Water Heating**



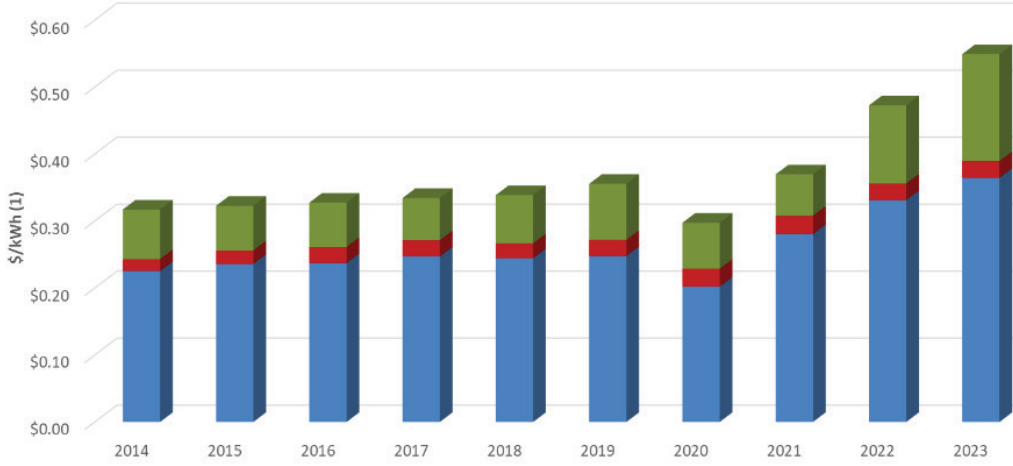
Distribution/Other rates increased 15.64% from \$0.05493 to \$0.06352 between 2014 and 2023.  
Transmission rates increased 71.74% from \$0.02534 to \$0.04352 between 2014 and 2023.  
Standard offer rates increased 114.99% from \$0.07429 to \$0.15972 between 2014 and 2023.

**Rate Code D-4: Primary Power**



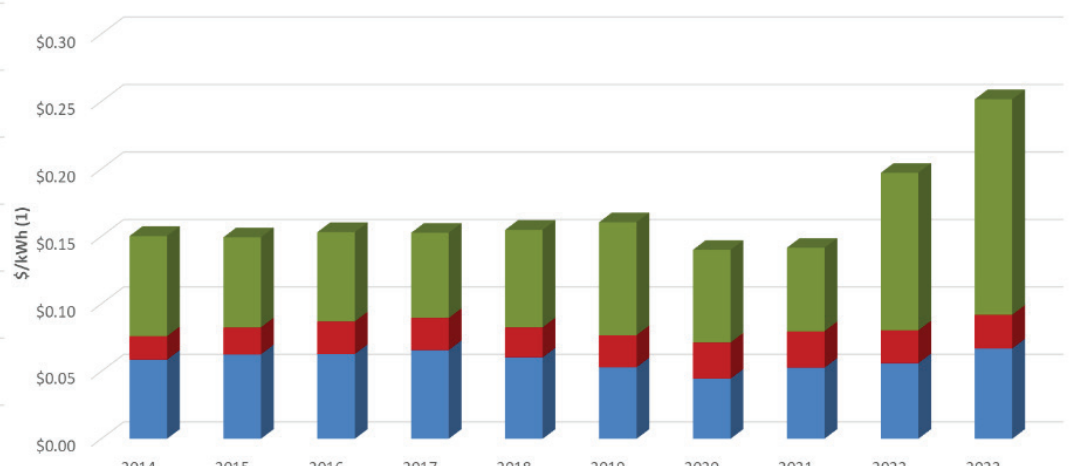
Distribution/Other rates decreased 1.77% from \$0.02996 to \$0.02943 between 2014 and 2023.  
Transmission rates increased 58.61% from \$0.01929 to \$0.03060 between 2014 and 2023.  
Standard offer rates increased 18.05% from \$0.09557 to \$0.11283 between 2014 and 2023.

**Rate Code G-1: Street Lighting**



Distribution/Other rates increased 61.70% from \$0.22542 to \$0.36451 between 2014 and 2023.  
Transmission rates increased 42.52% from \$0.01743 to \$0.02484 between 2014 and 2023.  
Standard offer rates increased 114.99% from \$0.07429 to \$0.15972 between 2014 and 2023.

**Rate Code G-3: Municipal Street Lighting**



Distribution/Other rates increased 14.30% from \$0.05868 to \$0.06707 between 2014 and 2023.  
Transmission rates increased 43.60% from \$0.01733 to \$0.02488 between 2014 and 2023.  
Standard offer rates increased 114.99% from \$0.07429 to \$0.15972 between 2014 and 2023.

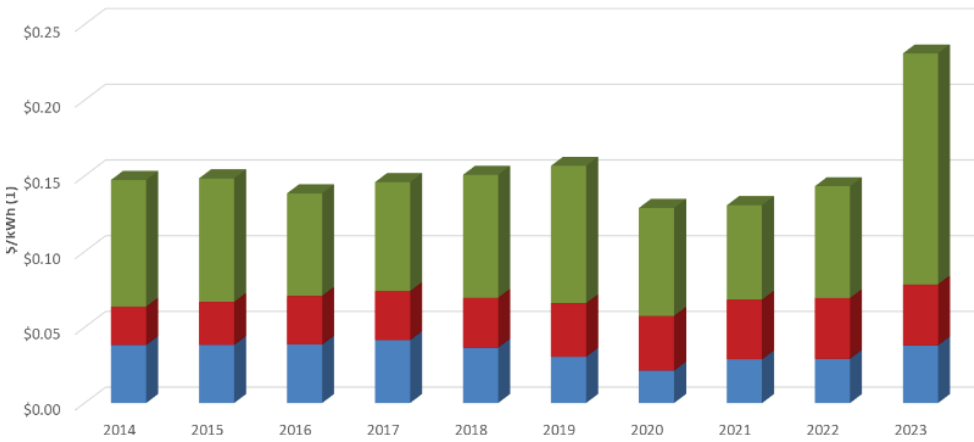
■ Distribution/Other (2)      ■ Transmission      ■ Standard Offer supply (3)

(1) \$/kWh are annual revenue per kWh amounts inclusive of all fixed, demand and per-kWh charges.  
(2) "Other" includes costs associated with state policy programs, including funding for Efficiency Maine, low-income programs, net energy billing, and other renewable energy programs.

(3) Standard Offer service is the default rate for electricity supply. The Maine Public Utilities Commission administers competitive bidding for Standard Offer service. Versant Power does not generate or sell electricity, but we bill on behalf of those who do.

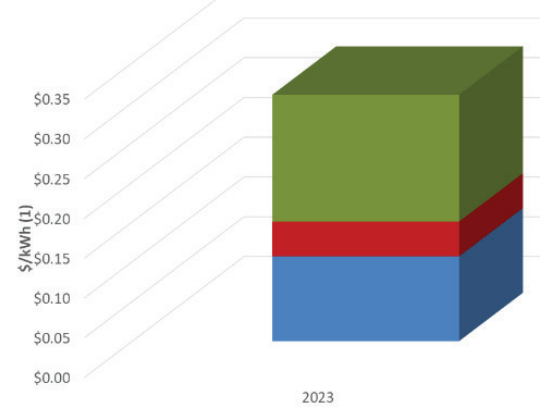


**Rate Code M-1: Medium Power Primary**



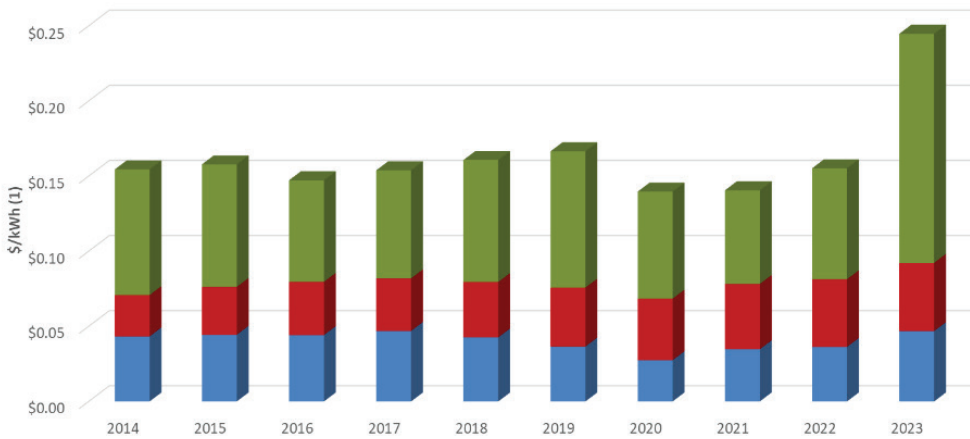
Distribution/Other rates decreased 0.47% from \$0.03832 to \$0.03814 between 2014 and 2023.  
Transmission rates increased 58.87% from \$0.02528 to \$0.04016 between 2014 and 2023.  
Standard offer rates increased 82.22% from \$0.08370 to \$0.15253 between 2014 and 2023.

**Rate Code B-5:  
Business Eco Rate - Separate Meter**



Note: \*\*B-5 Business Eco Rate - Separate Meter became available on June 1, 2023.

**Rate Code M2: Medium Power Secondary**



Distribution/Other rates increased 8.17% from \$0.04336 to \$0.04690 between 2014 and 2023.  
Transmission rates increased 65.47% from \$0.02741 to \$0.04536 between 2014 and 2023.  
Standard offer rates increased 82.22% from \$0.08370 to \$0.15253 between 2014 and 2023.

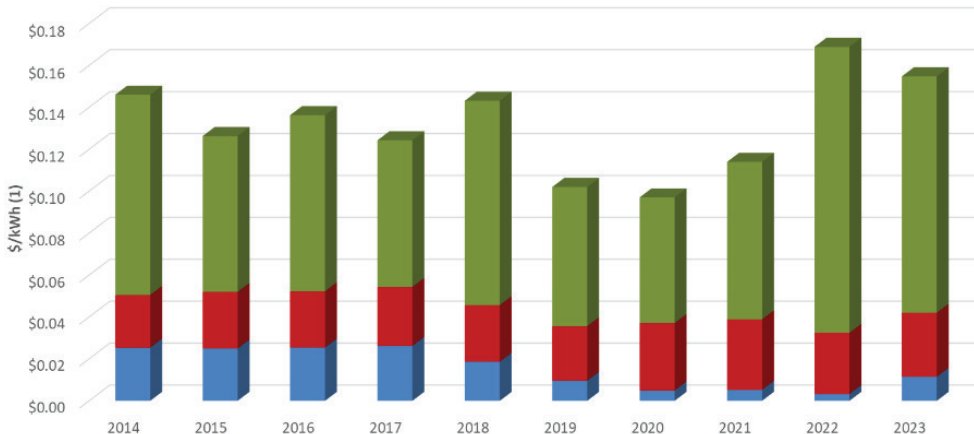
- Distribution/Other (2)
- Transmission
- Standard Offer supply (3)

(1) \$/kWh are annual revenue per kWh amounts inclusive of all fixed, demand and per-kWh charges.

(2) "Other" includes costs associated with state policy programs, including funding for Efficiency Maine, low-income programs, net energy billing, and other renewable energy programs.

(3) Standard Offer service is the default rate for electricity supply. The Maine Public Utilities Commission administers competitive bidding for Standard Offer service. Versant Power does not generate or sell electricity, but we bill on behalf of those who do.

**Rate Code T-1: Transmission**



Distribution/Other rates decreased 54.42% from \$0.02541 to \$0.01158 between 2014 and 2023.  
Transmission rates increased 21.28% from \$0.02508 to \$0.03042 between 2014 and 2023.  
Standard offer rates increased 18.05% from \$0.09557 to \$0.11283 between 2014 and 2023.