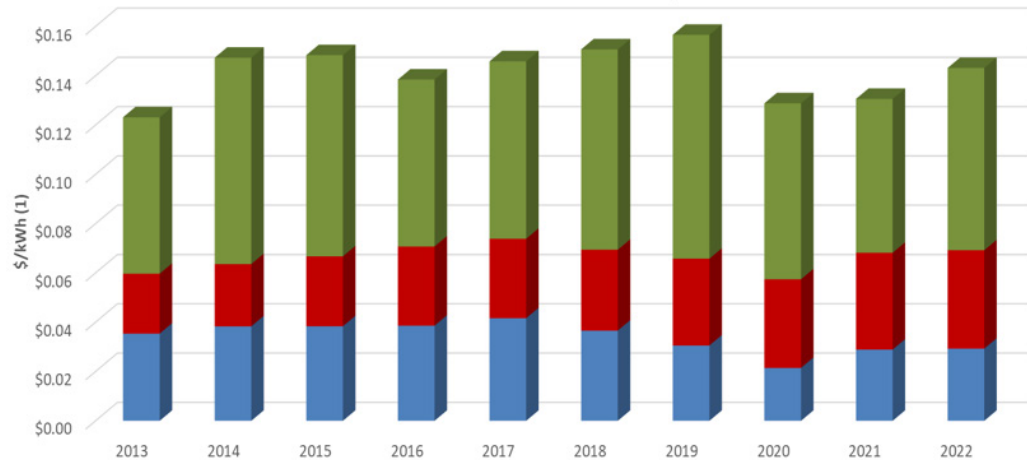
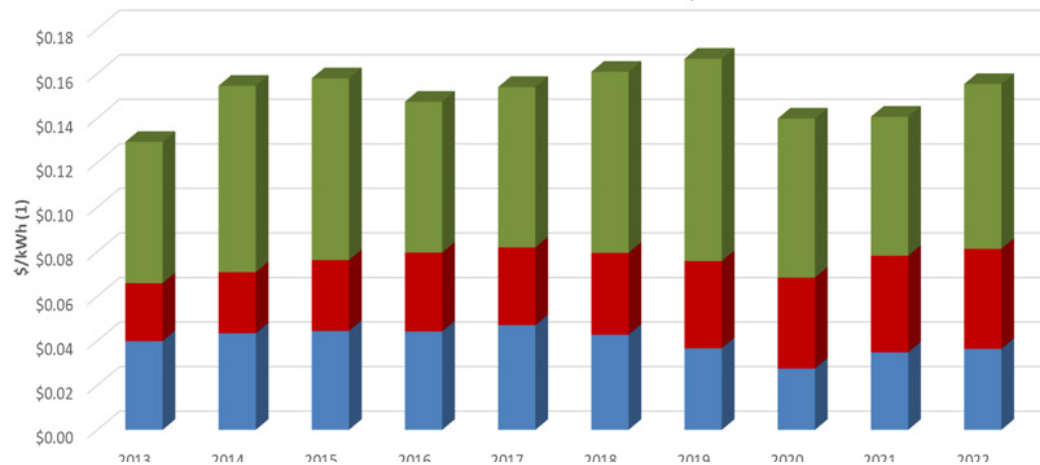


Rate Code M-1: Medium Power Primary



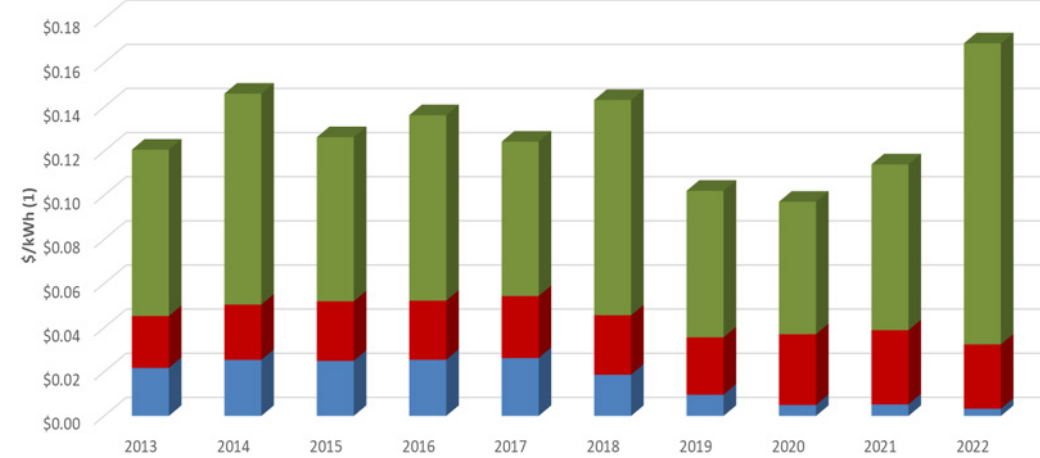
Distribution/Other rates decreased 17.19% from \$0.03537 to \$0.02929 between 2013 and 2022.
 Transmission rates increased 64.10% from \$0.02432 to \$0.03991 between 2013 and 2022.
 Standard offer rates increased 16.54% from \$0.06345 to \$0.07395 between 2013 and 2022.

Rate Code M2: Medium Power Secondary



Distribution/Other rates decreased 8.72% from \$0.03983 to \$0.03636 between 2013 and 2022.
 Transmission rates increased 72.82% from \$0.02600 to \$0.04494 between 2013 and 2022.
 Standard offer rates increased 16.54% from \$0.06345 to \$0.07395 between 2013 and 2022.

Rate Code T-1: Transmission



Distribution/Other rates decreased 84.89% from \$0.02178 to \$0.00329 between 2013 and 2022.
 Transmission rates increased 23.96% from \$0.02349 to \$0.02912 between 2013 and 2022.
 Standard offer rates increased 80.96% from \$0.07542 to \$0.13648 between 2013 and 2022.

10-year history of electric rates

- Distribution/Other (2)
- Transmission
- Standard Offer supply (3)

- (1) \$/kWh are annual revenue per kWh amounts inclusive of all fixed, demand and per-kWh charges.
- (2) "Other" includes costs associated with state policy programs, including funding for Efficiency Maine, low-income programs, net energy billing, and other renewable energy programs.
- (3) Standard Offer service is the default rate for electricity supply. The Maine Public Utilities Commission administers competitive bidding for Standard Offer service. Versant Power does not generate or sell electricity, but we bill on behalf of those who do.

Bangor Hydro District
 Kubra ID: 30112-I-0162

10-year history of electric rates

Maine law requires investor-owned transmission and distribution utilities to provide customers with a bill insert once a year that displays a 10-year history of transmission, distribution and standard offer service rates.

You may also find these charts on the Maine Public Utilities Commission's website at <https://www.maine.gov/mpuc/electricity/rate-history/index.shtml>.

You can find your applicable rate class(es) at the top of the second page of your bill under the heading titled "New Charges." For more information about each class, you can view rate schedules at versantpower.com.

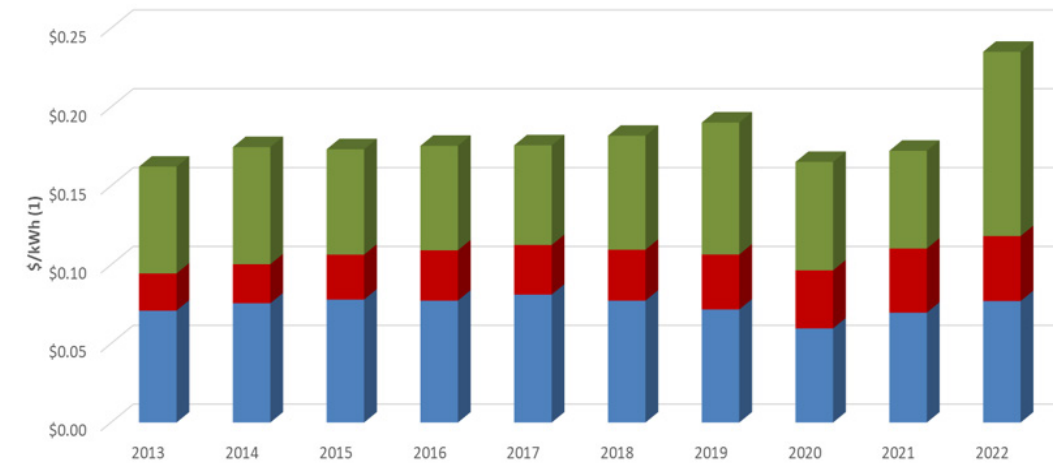
- Distribution/Other (2)
- Transmission
- Standard Offer supply (3)

Transmission and distribution rates reflect the cost to bring electricity from where it is made to your home.

- (1) \$/kWh are annual revenue per kWh amounts inclusive of all fixed, demand and per-kWh charges.
- (2) "Other" includes costs associated with state policy programs, including funding for Efficiency Maine, low-income programs, net energy billing, and other renewable energy programs.
- (3) Standard Offer service is the default rate for electricity supply. The Maine Public Utilities Commission administers competitive bidding for Standard Offer service. Versant Power does not generate or sell electricity, but we bill on behalf of those who do.

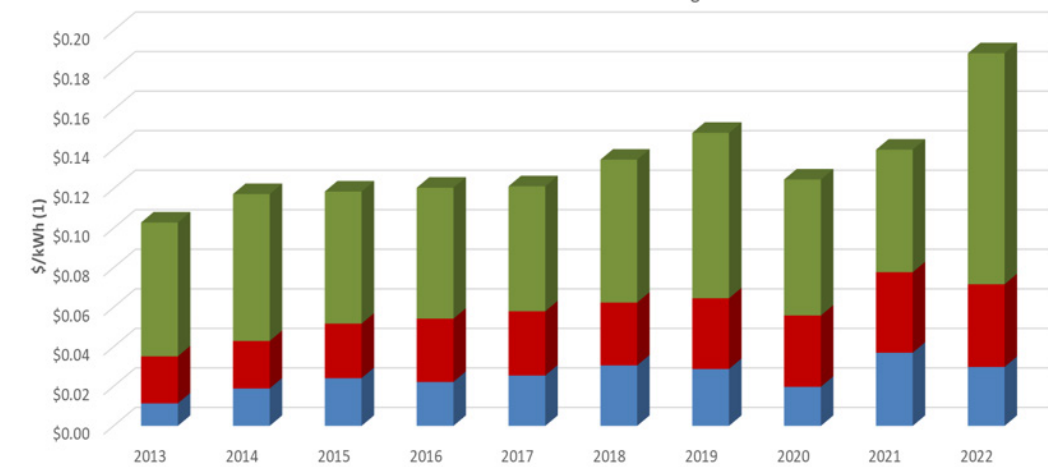


Rate Code A: Residential Service



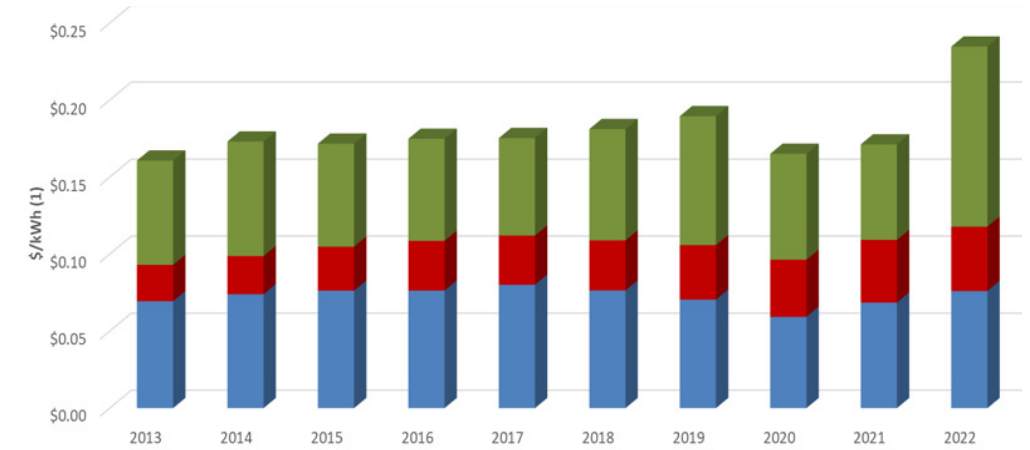
Distribution/Other rates increased 8.53% from \$0.07098 to \$0.07703 between 2013 and 2022.
 Transmission rates increased 74.85% from \$0.02359 to \$0.04125 between 2013 and 2022.
 Standard offer rates increased 72.61% from \$0.06769 to \$0.11684 between 2013 and 2022.

Rate Code A-1: Home Eco with Bonus Meter EXPANDED



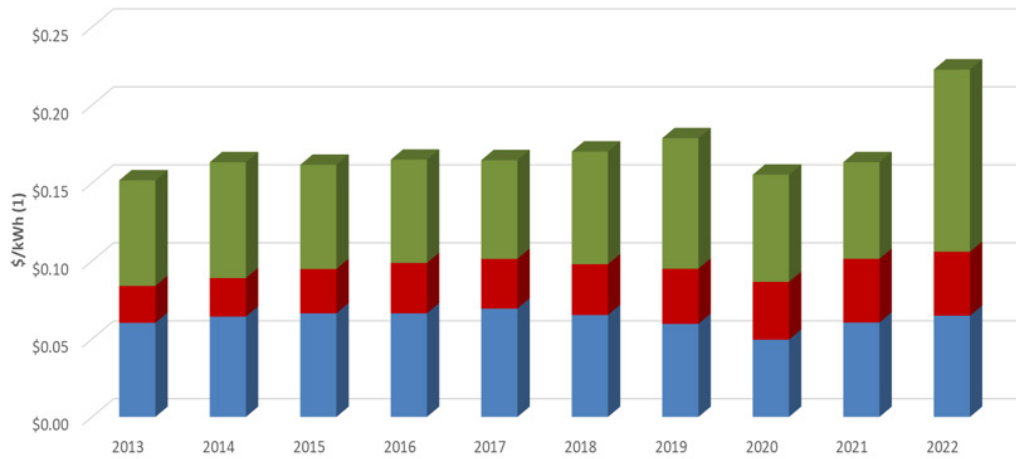
Distribution/Other rates increased 161.37% from \$0.01141 to \$0.02982 between 2013 and 2022.
 Transmission rates increased 75.74% from \$0.02380 to \$0.04182 between 2013 and 2022.
 Standard offer rates increased 72.61% from \$0.06769 to \$0.11684 between 2013 and 2022.

Rate Code A-2: Residential Water Heat



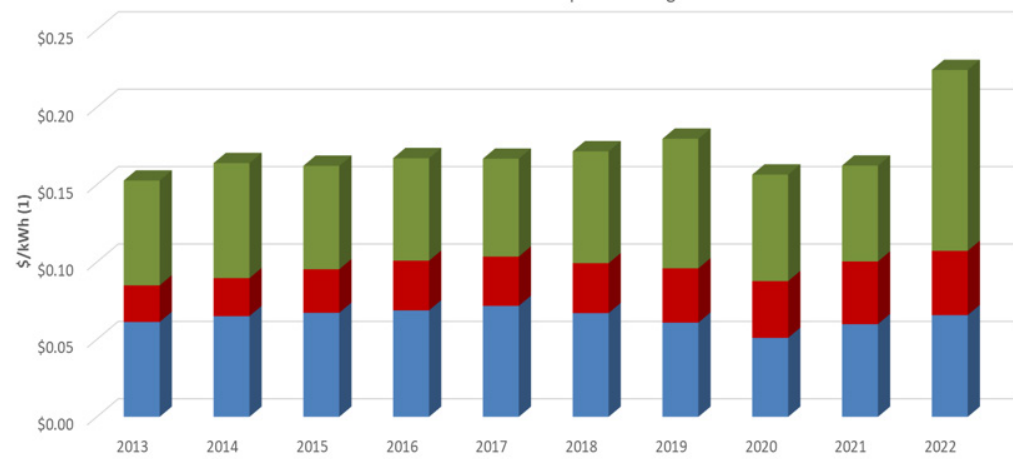
Distribution/Other rates increased 9.56% from \$0.06938 to \$0.07602 between 2013 and 2022.
 Transmission rates increased 76.97% from \$0.02362 to \$0.04181 between 2013 and 2022.
 Standard offer rates increased 72.61% from \$0.06769 to \$0.11684 between 2013 and 2022.

Rate Code A-4: Home Eco TOU EXPANDED



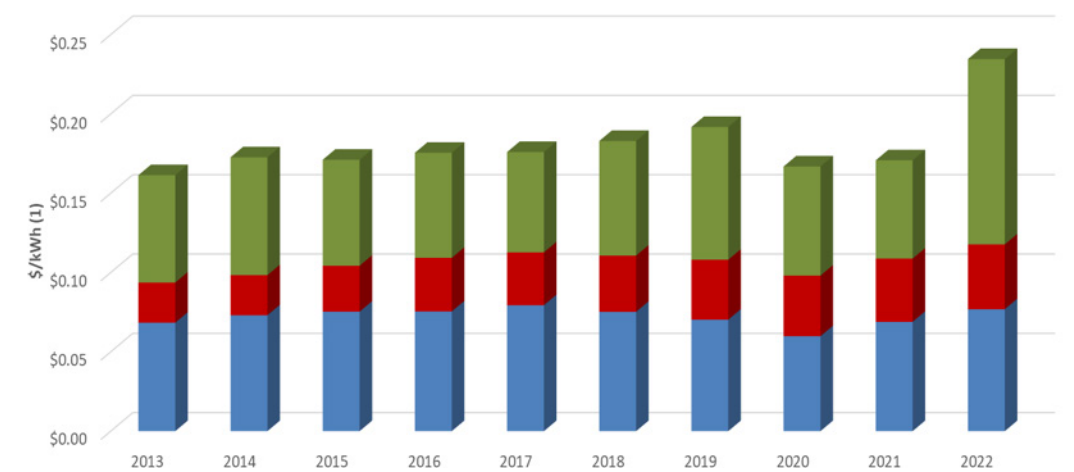
Distribution/Other rates increased 7.61% from \$0.06039 to \$0.06498 between 2013 and 2022.
 Transmission rates increased 73.42% from \$0.02361 to \$0.04095 between 2013 and 2022.
 Standard offer rates increased 72.61% from \$0.06769 to \$0.11684 between 2013 and 2022.

Rate Code A-20: Home Heating Eco EXPANDED



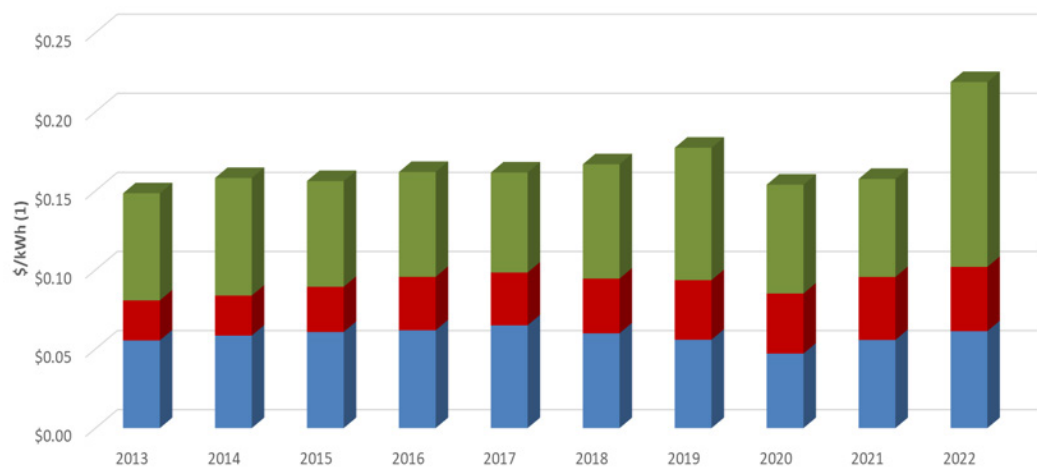
Distribution/Other rates increased 7.20% from \$0.06131 to \$0.06572 between 2013 and 2022.
 Transmission rates increased 75.58% from \$0.02366 to \$0.04154 between 2013 and 2022.
 Standard offer rates increased 72.61% from \$0.06769 to \$0.11684 between 2013 and 2022.

Rate Code B-1: Business Eco EXPANDED



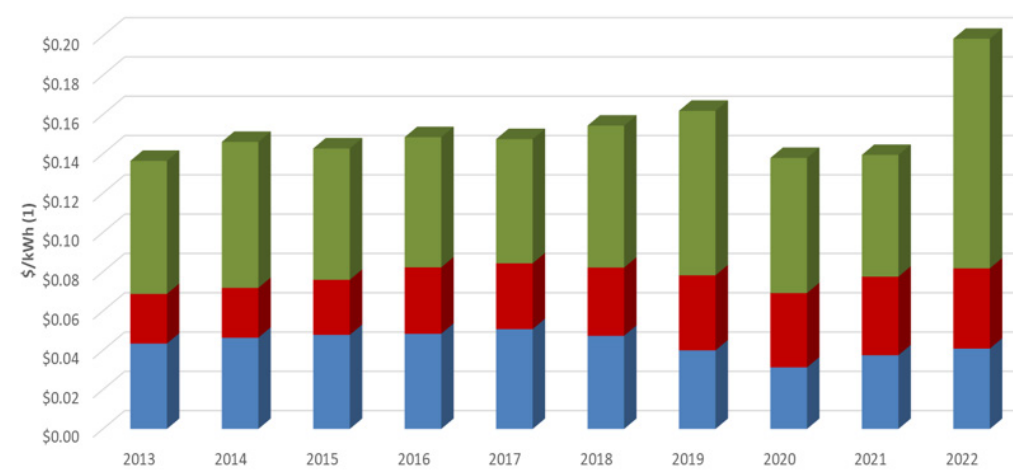
Distribution/Other rates increased 12.48% from \$0.06835 to \$0.07688 between 2013 and 2022.
 Transmission rates increased 61.28% from \$0.02533 to \$0.04085 between 2013 and 2022.
 Standard offer rates increased 72.61% from \$0.06769 to \$0.11684 between 2013 and 2022.

Rate Code B-2: Business Heating Eco EXPANDED



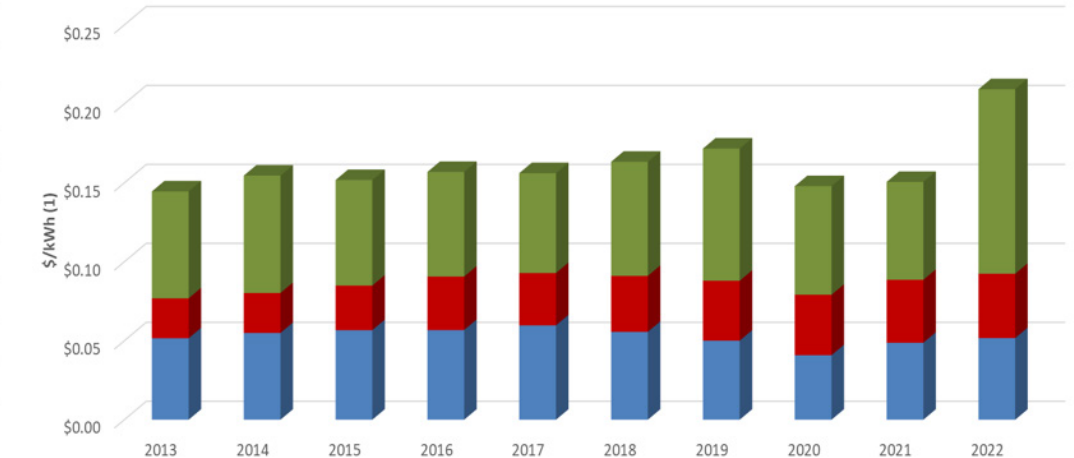
Distribution/Other rates increased 10.52% from \$0.05546 to \$0.06130 between 2013 and 2022.
 Transmission rates increased 60.57% from \$0.02531 to \$0.04064 between 2013 and 2022.
 Standard offer rates increased 72.61% from \$0.06769 to \$0.11684 between 2013 and 2022.

Rate Code B-3: Business Heating Eco - Separate Meter EXPANDED



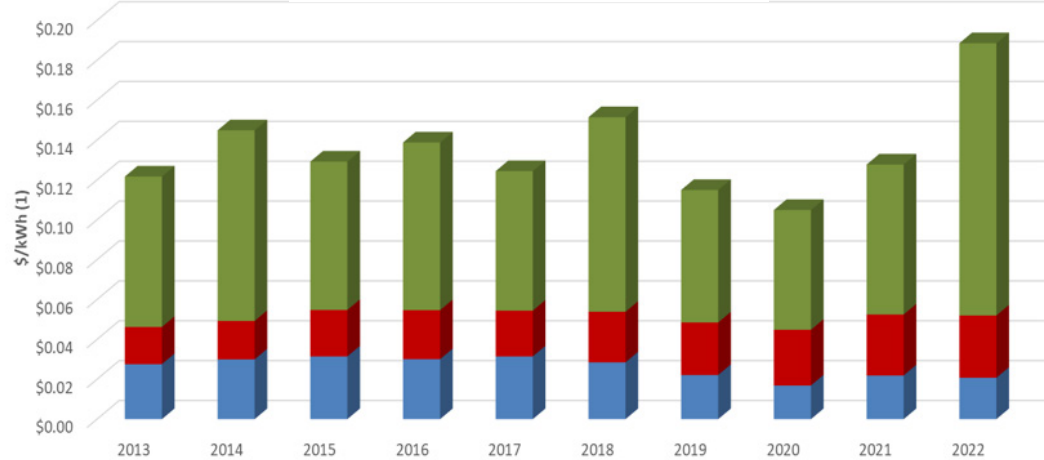
Distribution/Other rates decreased 5.88% from \$0.04346 to \$0.04090 between 2013 and 2022.
 Transmission rates increased 61.48% from \$0.02530 to \$0.04085 between 2013 and 2022.
 Standard offer rates increased 72.61% from \$0.06769 to \$0.11684 between 2013 and 2022.

Rate Code B-4: Commercial Water Heating



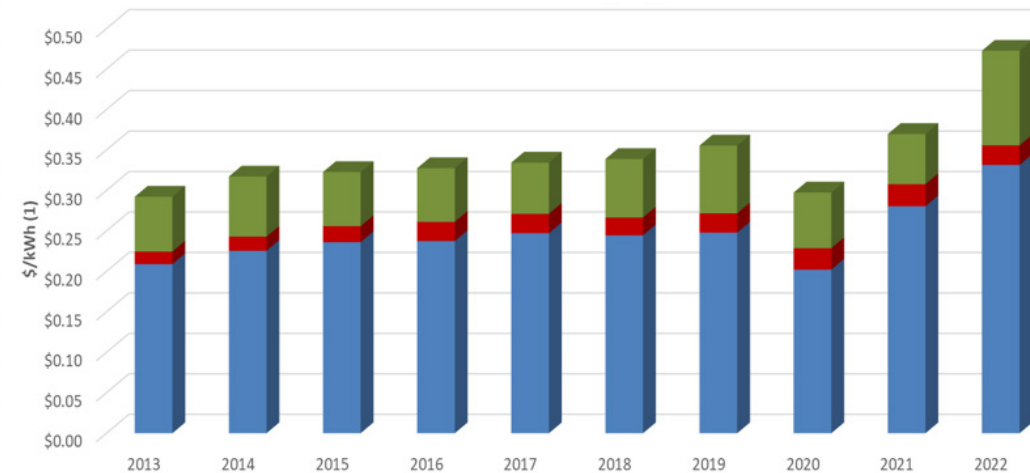
Distribution/Other rates increased 0.30% from \$0.05154 to \$0.05170 between 2013 and 2022.
 Transmission rates increased 60.78% from \$0.02533 to \$0.04073 between 2013 and 2022.
 Standard offer rates increased 72.61% from \$0.06769 to \$0.11684 between 2013 and 2022.

Rate Code D-4: Primary Power



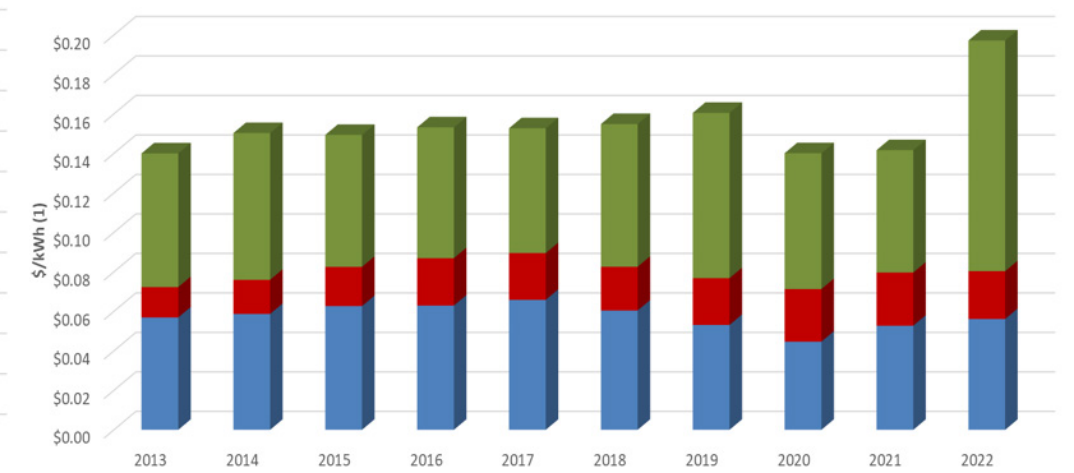
Distribution/Other rates decreased 24.77% from \$0.02757 to \$0.02074 between 2013 and 2022.
 Transmission rates increased 67.56% from \$0.01866 to \$0.03127 between 2013 and 2022.
 Standard offer rates increased 80.96% from \$0.07542 to \$0.13648 between 2013 and 2022.

Rate Code G-1: Street Lighting



Distribution/Other rates increased 58.62% from \$0.20893 to \$0.33141 between 2013 and 2022.
 Transmission rates increased 56.40% from \$0.01555 to \$0.02432 between 2013 and 2022.
 Standard offer rates increased 72.61% from \$0.06769 to \$0.11684 between 2013 and 2022.

Rate Code G-3: Municipal Street Lighting



Distribution/Other rates decreased 1.34% from \$0.05689 to \$0.05613 between 2013 and 2022.
 Transmission rates increased 57.08% from \$0.01541 to \$0.02421 between 2013 and 2022.
 Standard offer rates increased 72.61% from \$0.06769 to \$0.11684 between 2013 and 2022.

■ Distribution/Other (2) ■ Transmission ■ Standard Offer supply (3)

(1) \$/kWh are annual revenue per kWh amounts inclusive of all fixed, demand and per-kWh charges.
 (2) "Other" includes costs associated with state policy programs, including funding for Efficiency Maine, low-income programs, net energy billing, and other renewable energy programs.

(3) Standard Offer service is the default rate for electricity supply. The Maine Public Utilities Commission administers competitive bidding for Standard Offer service. Versant Power does not generate or sell electricity, but we bill on behalf of those who do.